

Crane Operation Core Theory – Online Test Level B & D CraneSafe Certification Instruction Manual



Crane Operation Core Theory – Online Test Level B & D CraneSafe Certification

Figures Booklet

Welcome to the Fulford Level B Online Test

New changes to the online test-taking procedures at Fulford Certification

As of April 1st, 2024 our online testing systems will require you to identify yourself before the test begins. This change has been requested by industry as a way of making sure online testing stays convenient to access but ensures test integrity – that the correct person is being tested.

Proctoring software – the type of software that verifies your identity and ensures no one helps you take the test – is now much more advanced and can ensure test integrity with a light touch that preserves your privacy.

We have implemented a software service called ‘You Test Me’ from a Toronto based company to verify your identity using the web cam built into most laptops and desktop computers.

What does PROCTORING mean?

A proctor is someone who supervises an exam.

Therefore, proctoring software will “supervise” the test taker.

How does the proctoring work?

At the start of the test you will be asked to show your Government issued ID to the camera. The system will compare this to the name that you used to enrol in our test as well as verify that the face in the photograph is the same as the person sat to take the test. Any digital information used to make this match is not saved.

During the test the software flags if you start talking to someone or if someone else comes into the frame and starts consulting with you on the answers. Reference material is permitted.

Government Issued ID

This includes your driver’s licence; BC ID card; health care card, passport, permanent resident, and more.

What happens if the software flags ‘cheating’ behaviour?

The word cheating is a strong one. However the software does not make a judgement of cheating in the test – it is designed to flag behaviours that might indicate cheating on the test.

Should any of these behaviours occur, the software flags them as ‘cheating behaviour’.

At the end of the test the software forwards the results to a human

What is CHEATING?

Cheating is when someone else gives you an answer to a test question – or – helps you find or calculate the answer.

proctor with the relevant times noted where cheating behaviours were flagged.

A lot of these behaviours are ‘false positives’ – someone may have walked through the room you are in by chance and had nothing to do with your test taking. The human proctor then voids the cheating behaviour flag and you will pass the test if you have answered the required number of questions correctly.

Evidence of Cheating

If, after review, the human proctor feels there is evidence of cheating, this result is forwarded to Fulford Certification’s Certification Coordinator. They will review the cheating behaviour in order to understand what happened.

They will reach out to you by e-mail and explain what the evidence of cheating is and ask you for your version of events. Mistakes happen – maybe you talked with someone in the room while the test was running, or some other innocent behaviour.

In such cases where the suspicious activity is determined to not constitute cheating, the test results will be accepted. However, if there is evidence of a breach of Fulford’s Assessment Misconduct Policy, one or more of the consequences outlined in Section 4 of the [Assessment Misconduct Policy](#) will be applied.

If we can’t resolve flagged cheating what are my appeal options?

An appeal of a finding of cheating can be made within 30 days through the appeal process outlined in Section 5 of the [Assessment Misconduct Policy](#).

What will the software flag?

The software will flag you if:

- you leave the seat you are in during the test;
- if you are obviously talking to someone else during the test; or
- if you appear to be looking to someone for answers who is in the same room as you.

How to Prepare

Accessing the Test

Level B and D certification requires operators to pass the BC Crane Safety – Crane Core Theory Test.

This is a multiple choice test that is delivered on-line. Once your application is processed you will receive a username and password that you will enter into a login page. Full details will be provided to you by email along with your username and password.

Questions

There are a total of 23 questions. A result of 17 or higher is required to pass the test. You may attempt the test three times. If you are not successful on your first or second attempt, you will need to submit a Re-Application Form with the fee for each re-attempt. If, after the third attempt, you have not achieved a result of 17 or higher, you will need to re-apply for certification.

Certificate

Once you have successfully completed the online test, you will be issued your Photo ID Certificate by mail. You will receive this card within 2 weeks of successfully completing the test.

Figures Booklet

You will need to have the Fulford Certification Figures Booklet to complete the test. A copy of the Figures Booklet is attached to the Practice Exam. This is a short document that contains rigging capacity tables and a table of material weights. It is very important that you have a printed copy before you take the test. You will need to use the information included in it to answer some of the questions on the test.

Time Limit

Once you begin the test you will have 60 minutes to complete the test. The timer cannot be stopped once you start. Once you have begun the exam, you will be able to go forward or back to review and change your answers or skip ahead if you wish. The copy and paste functions on your computer will not function while you are doing the test.

When you are satisfied with your answers, press the submit button and you will be given your score.

Do not click on the SUBMIT button before you have answered all the questions. Clicking on the Submit button will end the exam.

What's on the test?

The test is made up of 6 sections with a total of 23 questions. Each question is worth one point.

1. SAFETY (5 points)

- Safe working practices for crane operators
- WorkSafe BC Part 14 - Cranes & Hoists.
- Power line hazards and high voltage equipment
- WorkSafe BC Electrical Safety Part-19

2. COMMUNICATIONS (2 points)

- Hand signals
- WorkSafe BC hand signals

3. CRANES (3 points)

- Craning and hoisting terminology
- Glossary-of-Crane-Industry-Terms
- Regulations
- WorkSafe BC Part 14 - Cranes & Hoists.

4. RIGGING (7 points)

- Lifting theory and forces
- Slings, wire ropes, rigging hardware and capacity cards (see practice exam)
- Inspection and storage of slings and hardware
- WorkSafeBC Part 15 - Rigging Regulations
- Fulford Level 1 Rigging Manual (contact office for purchase)

5. HOISTING (3 points)

- Calculating load weights (see practice exam)

6. CRANE OPERATIONS (3 points)

- Pre-operational requirements
- Positioning and set-up of a crane
- WorkSafeBC Part 15 - Rigging Regulations

FAQs

1 What is the Online Core Theory Test?

Level B and Level D Certification requires operators to successfully pass the BC Crane Safety **Crane Core Theory Test**. This is a multiple choice test that is delivered on-line.

2 How do I access the Online Test?

Once your application is processed you will receive a username and password that you will enter into a login page on our website. Full details will be provided to you by email along with your username and password.

3 What is the Figures Booklet?

This short document contains rigging capacity tables and a table of material weights.

It is very important that you have a printed copy before you take the test. You will need to use the information included in it to answer some of the questions on the test.

You will also receive the Exam Figures Booklet with your login email.

4 What subjects are covered on the test?

The test covers the following three competence areas:

1. **BASIC CRANE TERMINOLOGY**
i.e. What does reeving mean?
2. **BASIC RIGGING CALCULATIONS**
using formulas provided
i.e. How much does a six foot by six foot by 2 foot (6' x 6' x 2') concrete block weigh?
3. **RIGGING CALCULATIONS**
involving slings
i.e. To lift a 1,200 kg concrete block, what diameter of nylon web sling is required? (using rigging capacity tables provided in the Exam Figures Booklet)

Question Topic Areas

The test is made up of six sections for a total 23 points:

SAFETY (5 points)

1. Safe working practices for crane operators
2. Power line hazards and high voltage equipment

COMMUNICATIONS (2 points)

1. Hand signals

CRANES (3 points)

1. Craning and hoisting terminology
2. Regulations

RIGGING (7 points)

1. Lifting theory and forces
2. Slings, wire ropes, rigging hardware and capacity cards
3. Inspection and storage of slings and hardware

HOISTING (3 points)

1. Calculating load weights

CRANE OPERATIONS (3 points)

1. Pre-operational requirements
2. Positioning and set-up of a crane

5 What is a Multiple Choice Test?

A multiple choice test is one where the question is accompanied by a choice of four possible answers, only one of which is correct. You must choose the answer which you believe is correct. Here is an example:

1. What is the function of an anti-two block device on a crane?
 - a. It prevents twisting of wire rope on the hoist drum, thereby ensuring a longer service life for the wire rope.
 - b. It prevents the hook assembly from rotating excessively when the load is hoisted close to the tip of the boom.
 - c. It prevents the lower load block (or hook assembly) coming in contact with the upper load block (or boom point sheave assembly).
 - d. It prevents the operator of the crane from applying an excessive load moment to the crane when swinging a load by reducing the speed of the rotation drive.

C is the correct answer.

There is no pattern as to which letter is the right answer. The system generates a new test from a bank of questions each time you log in. The questions and answers are ordered differently each time the test is viewed.

6 Is there a Time Limit?

Once you begin the test you will have 60 minutes to complete the test. The timer cannot be stopped once you start.

Once you have begun the exam, you will be able to go forward or back to review and change your answers or skip ahead if you wish.

The copy and paste functions on your computer will not function while you are doing the test.

When you are satisfied with your answers, press the SUBMIT button and you will be given your score. Do not click on the SUBMIT button before you have answered all the questions. Clicking on the Submit button will end the exam.

7 Where can I find study resources?

Learning Guides

These guides contain practice exercises and crane and rigging terminology plus helpful tips for preparing to write a test.

Questions cover WorkSafeBC regulations, sling size calculations, terminology, load weight calculations and more.

www.fulford.ca/resources/resources-supplies.html

OHS Regulations

The complete OHS crane and rigging are listed on the WorkSafeBC website. Go to www.worksafebc.com and search the OHS Regulations.

Part 14 – Cranes & Hoists: General Requirements and Equipment Operation

Information on Operator Certification, Critical Lifts, Load Weight and Safe Lifting

Part 15 – Rigging

This includes information on Sling Angles, Hook Rejection Criteria and Design Factors.



See attached one page partial list of OHS Rigging Regulations (WorkSafeBC)

Tonne versus Ton

A Tonne is a metric ton.

1 Tonne = 1,000 kg or 2,205 lbs

1 Tonne = 1.1023 short tons (American tons)

1 Tonne = 0.9844 long tons (Imperial tons)

1 Short Ton (American ton) = 2,000 lbs or 907 kg

8 What do I need for the test?

FIGURES BOOKLET

- Make sure that you have a printed copy of the Figures Booklet and that you have reviewed it before you begin your exam.
- You will also need a calculator and a pencil and paper.

TIME LIMIT

- The timer starts once you begin the exam and you have 60 minutes to complete all the questions.
- NOTE: Once the time starts, you are not able to go back and print the Figures Booklet or to stop or restart your time.

10 What happens if I'm not successful?

GRADE

- A score of 16/23 or less means that you have not successfully completed your exam.

RE-TEST

- You can rewrite the online test twice if necessary. If, after that, you have not successfully completed the online test, you will need to reapply for Level B or D certification.
- To rewrite the test, you will need to fill out and submit a Re-Application form with the \$60 fee.
- You must wait a minimum of 72 hours (3 full days) between each attempt.
- Make sure you review the study materials.
- If, after the third attempt, you have not achieved a result of 17 or higher, you will need to reapply for certification.

9 What happens when I'm successful?

GRADE

- A score of 17/23 or higher means that you have successfully completed your exam.

PHOTO ID

- If you have not already done so, please send your photo to the Certificate Coordinator.
- Send either a passport sized photo of the trainee crane operator clearly labelled.
Or, email a digital photograph (min. 300 dpi / medium resolution) to certificates@fulford.ca.
- Minimum size: 2" wide x 2.75" high (600 px wide x 825 px high)
- No hats or sunglasses to be worn. Must include the head and shoulders.

11 When do I receive the certificate?

- Your certificate will be mailed out within 5 business days of your successful completion of the exam.



If you would like an electronic copy of your letter of certification and wallet id emailed to you prior to receiving them in the mail, send your request to certificates@fulford.ca. Include your first and last name as well as the certificate (level and crane type) you are requesting.

How to get in touch with Fulford CraneSafe

Please contact Fulford with any questions you have about crane operator certification in BC.

Office hours are Monday to Friday, 8.00am to 4.00pm.

CraneSafe + Fulford Certification

Suite 508 – 602 West Hastings Street
Vancouver, BC, V6B 1P2

Phone: 604.398.5230 | Toll free: 1.888.952.6033
info@fulford.ca | www.fulford.ca

To receive the Level D certification, trainee operators must pass the *BC Crane Safe Crane Core Theory Exam* (an online multiple choice test).

NOTE: If you are a crane mechanic and only require a certification for repairing and maintaining cranes you may be eligible for a **Crane Mechanic Limited Scope certification** from BC Crane Safety.

Level D: Limited Scope Operator
Certificate: FB1000000-D
Folding Boom - 10 Tonnes & Under
Employer: Fulford Certification
Work Site: 508-602 Hastings Street West
Vancouver, BC, V6B 1P2
Operator: **GRISEWOOD, Randy**
Date of Issue: 18 August 2020

ONLINE STUDY RESOURCES
Study resources are available on our website at:
www.fulford.ca/crane-operator-certification/bc-yukon/fulford-level-b/
These include test practice questions.

Apply Now ▾

How am I assessed?

The Level D test has 6 sections with a total of 23 questions, you must achieve a score of at least 17 to pass the test. The test can be retaken two additional times for a reassessment fee.

1. Safe working practices (5 points)
2. Hand signals (2 points)
3. Terminology & regulations (3 points)
4. Rigging (7 points)
5. Calculating load weight (3 points)
6. Crane pre-operational requirements (3 points)

Critical Lift Defined

Fees

Level D Application Fee
\$305.00 + \$15.25 GST = \$320.25

Fee to Retake Exam (up to 2 times)
\$65.00 + \$3.25 GST = \$68.25

Need to retake the exam?

For second or third attempts of the Level D exam

Re-Apply ▾

Need to revise your certificate?

For a change of worksite and/or employer.

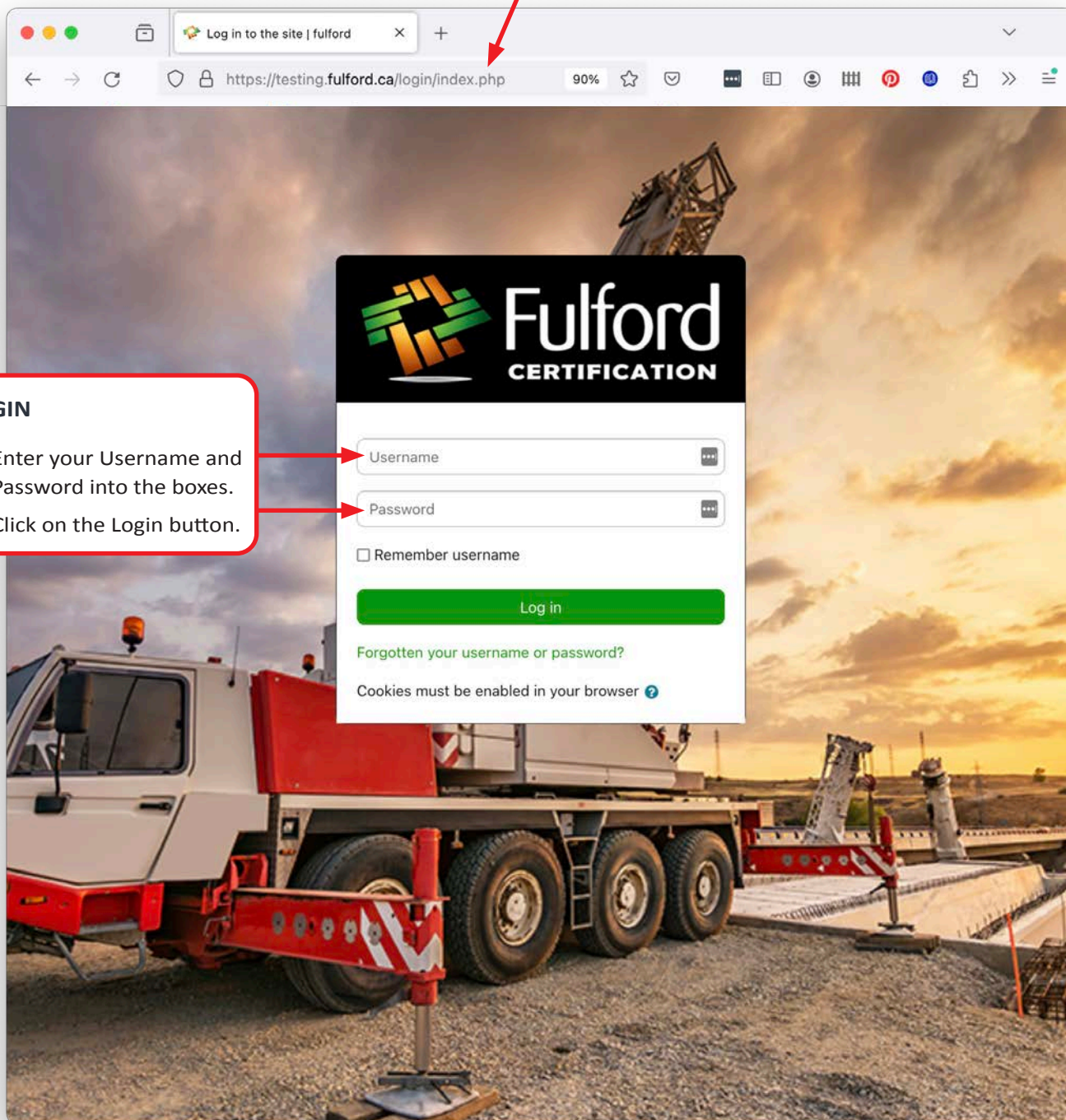
Revision Application ▾

How to Prepare
Practice Exam
How to Login to the Exam
Core Workplace Competencies

Fulford CERTIFICATION
toll free: 1.888.952.6033 phone: 604.398.5230 Privacy Policy Legal
© 2022 Fulford Certification All Rights Reserved

Instructions for the Online Test

To begin your theory test, enter **<http://testing.fulford.ca/login/index.php>** into your address box.



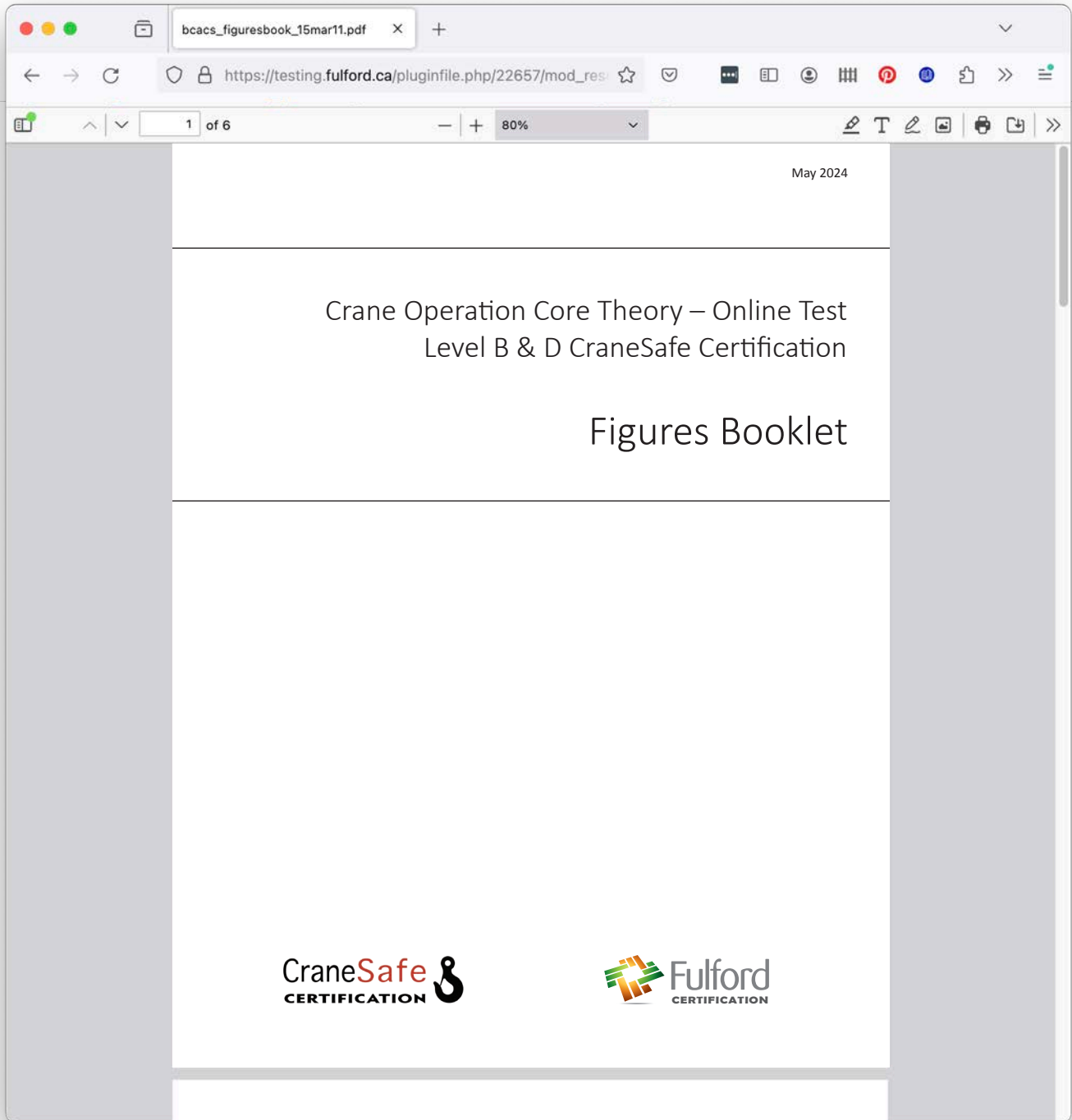
It is easiest to copy and paste the username and password into each box.

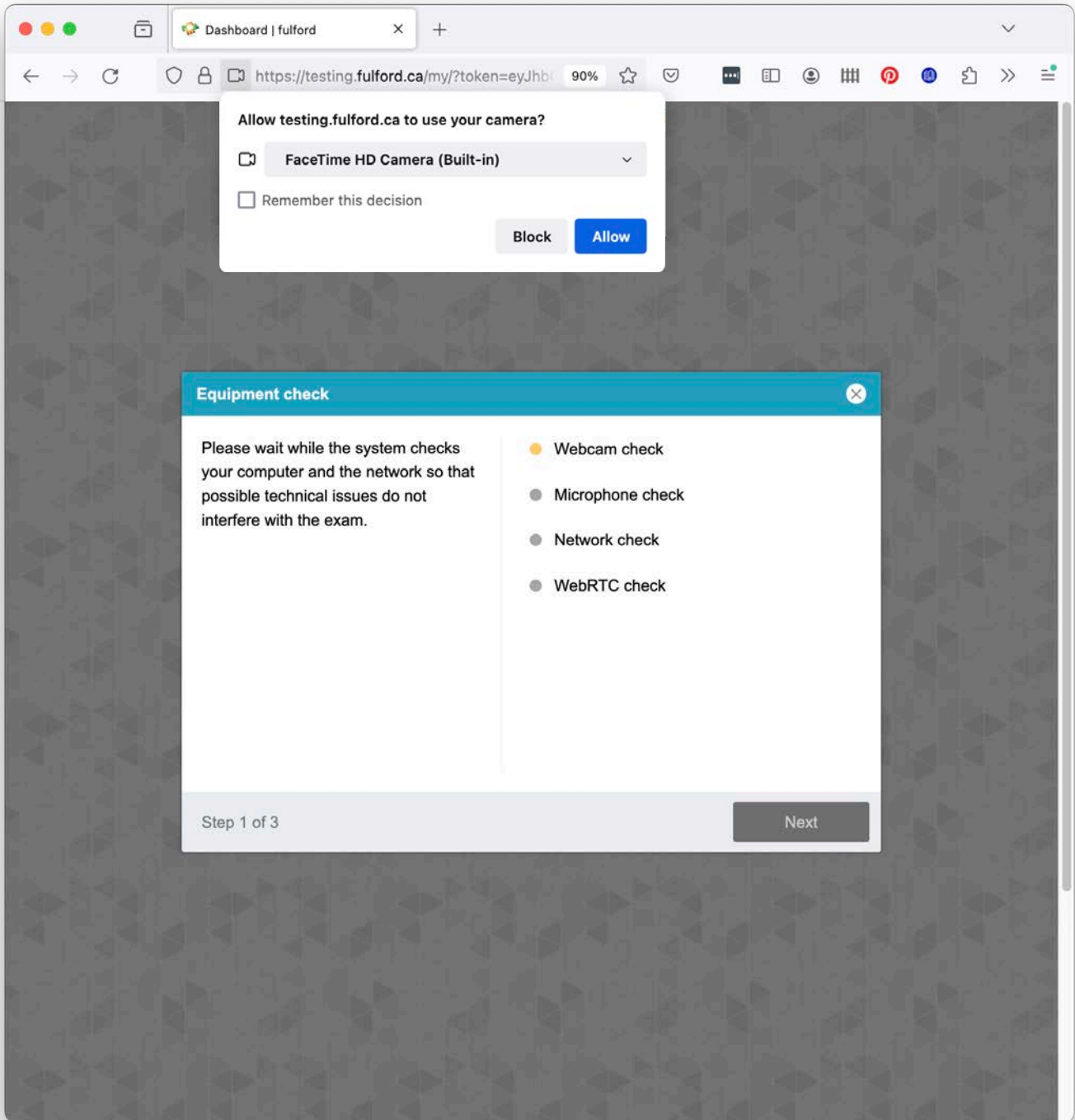
In order to do so, highlight the text you would like to copy, right click on your mouse and select “copy”.

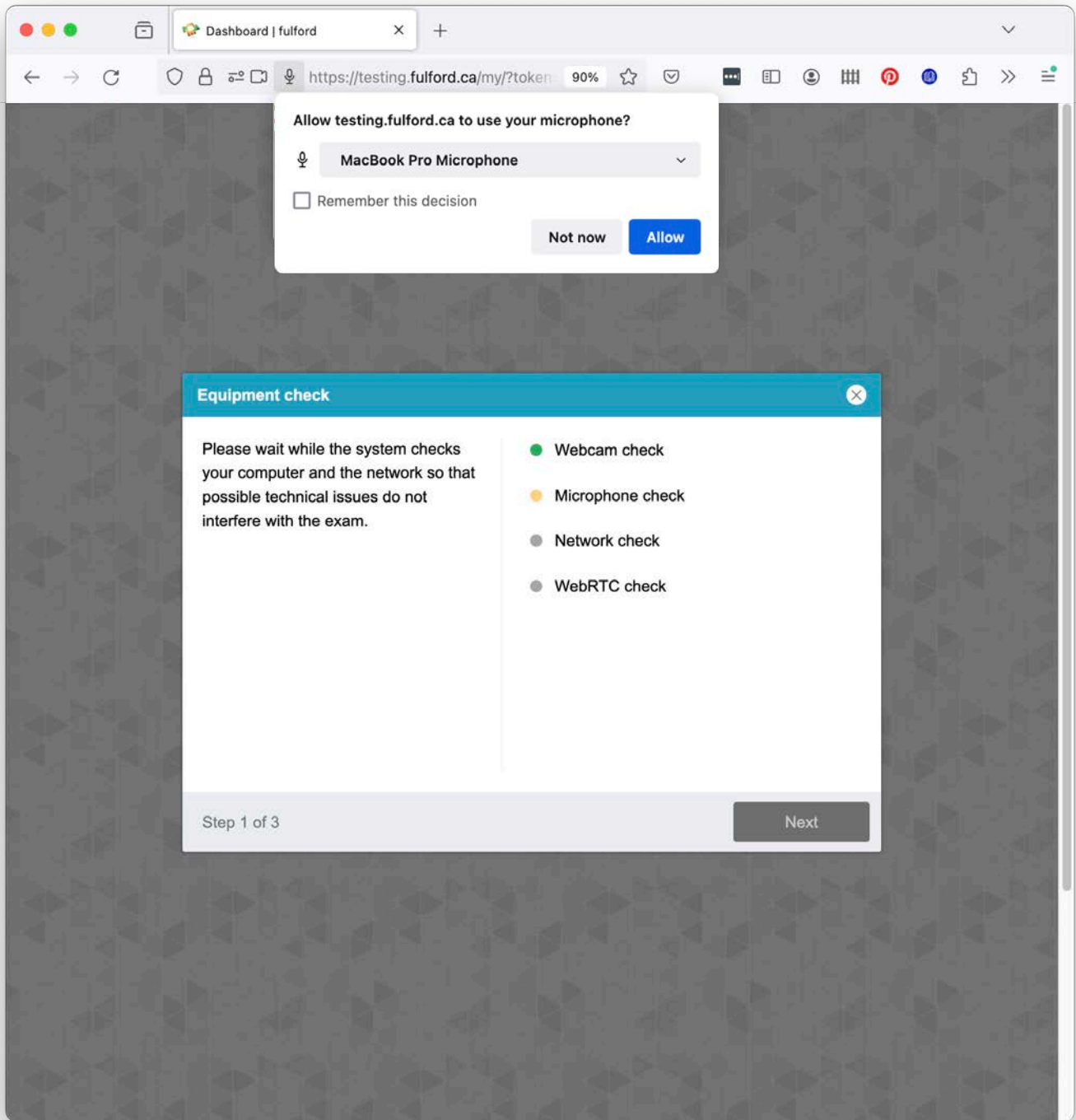
To paste the selected text, right click on your mouse again in the correct box and select “paste”.

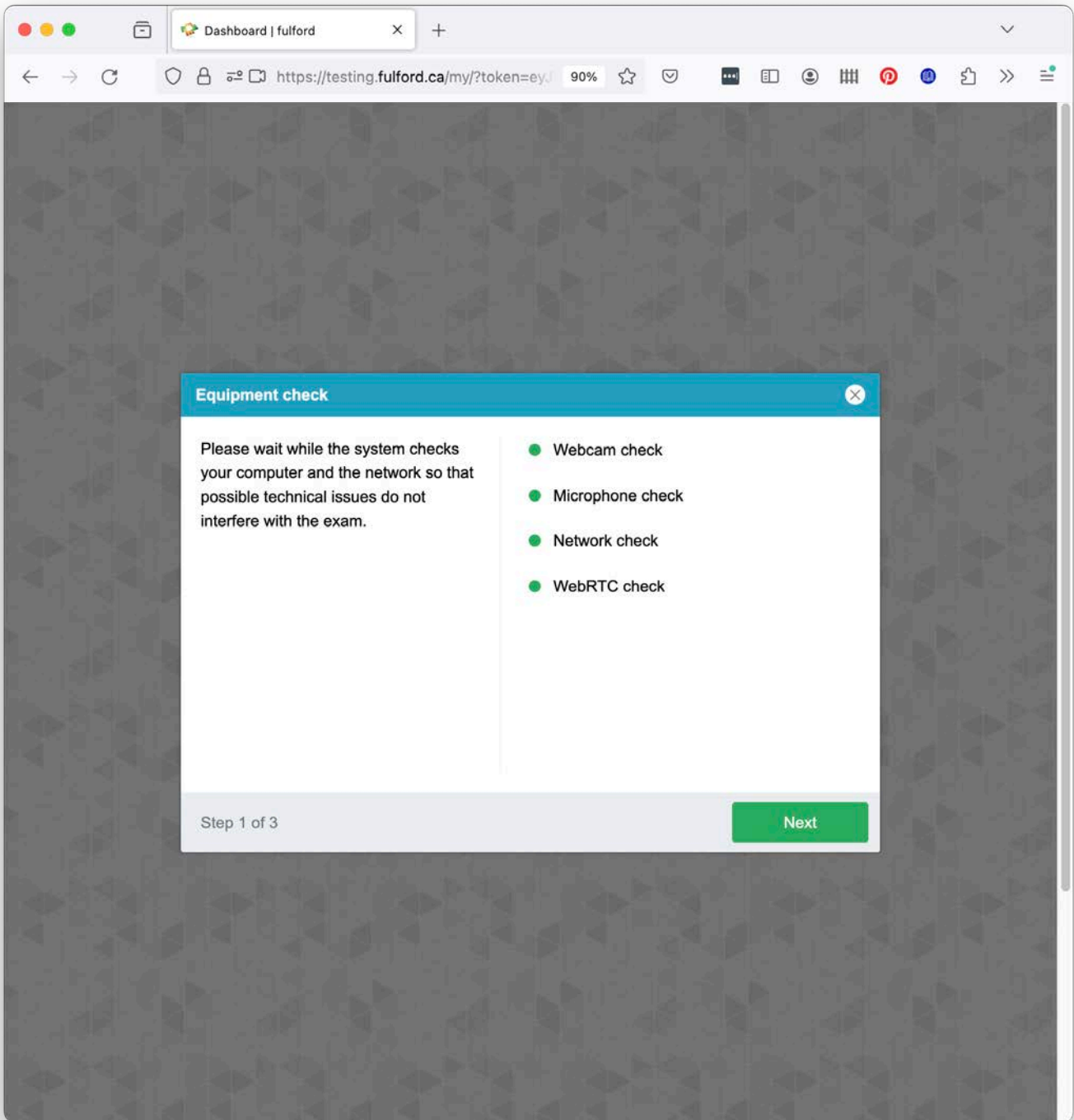
The screenshot shows a web browser window with the following elements:

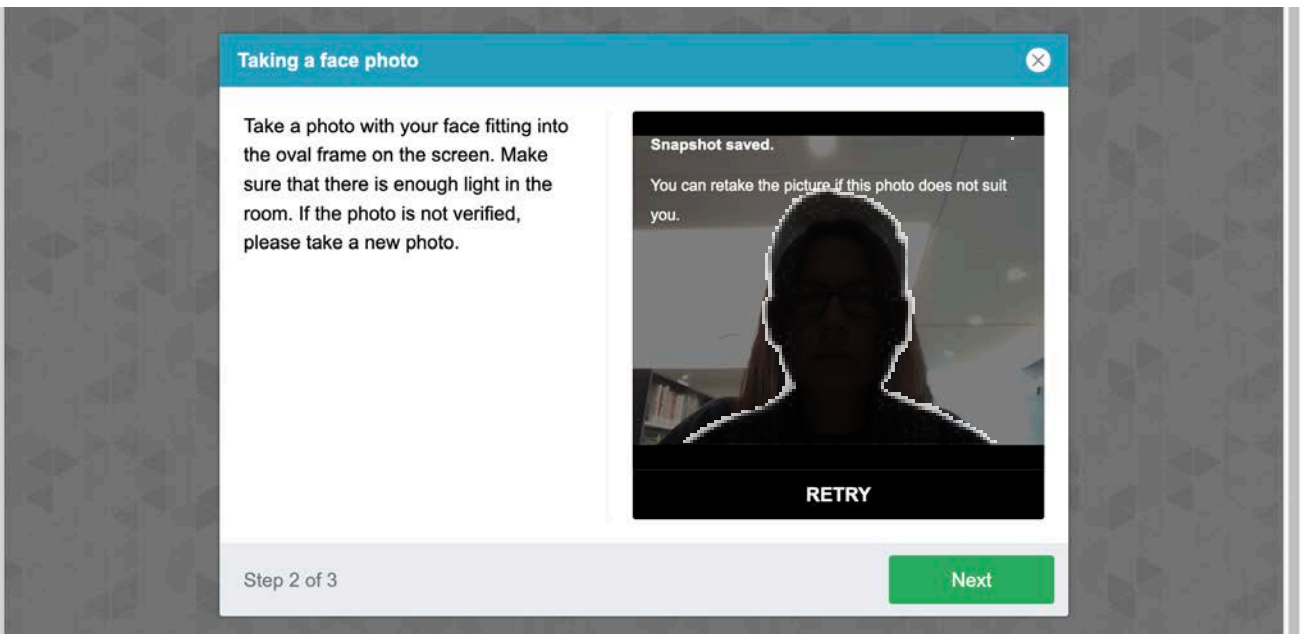
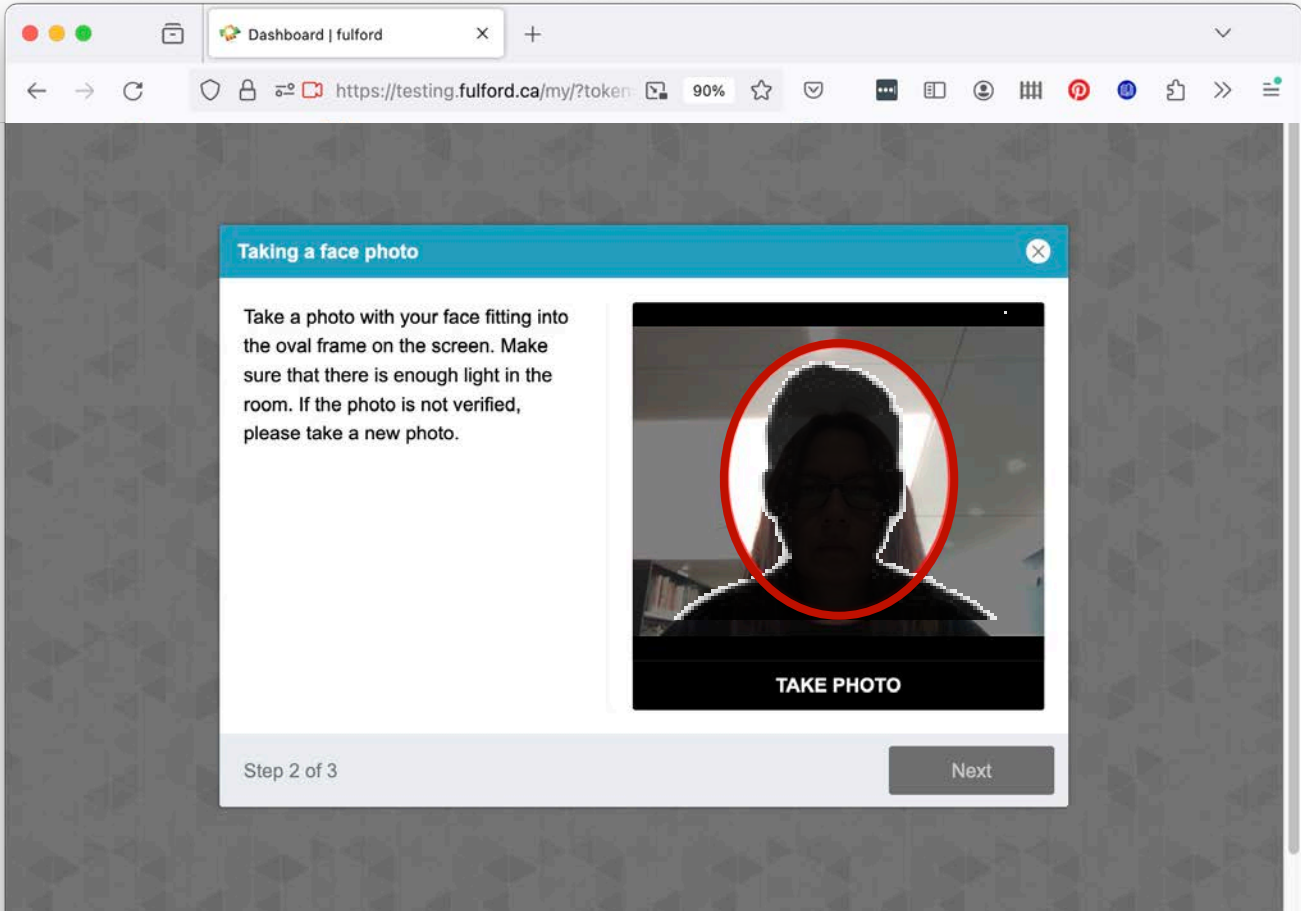
- Browser Tab:** Course: CraneSafe Core Theory X
- Address Bar:** <https://testing.fulford.ca/course/view.php?id=16> 90%
- Header:** Fulford CERTIFICATION logo on the left, and a notification bell, chat icon, and "Student Name SN" dropdown on the right.
- Section Header:** CraneSafe Core Theory Exam with Proctoring (click "View Course")
- Breadcrumbs:** Dashboard / My courses / Core Theory YTM
- General Section:** A collapsed section titled "General" with a "Collapse all" link.
- Figures Booklet & Test Monitor Set-Up Section:**
 - Text:** "You will need the **Figures Booklet** to complete the exam. If you have not already downloaded the **Figures Booklet**, you should do so now."
 - Item:** "Figures Booklet" with a red document icon.
 - Text:** "After you have downloaded the **Figures Booklet** you will now need to set-up your test monitoring. If you have any difficulties with this set-up contact You Test Me support at 1-888-418-1718"
 - Item:** "Proctoring Set-up (You Test Me)" with a blue gear icon and a "Mark as done" button.
- Exam Section:** A collapsed section titled "Exam" with a "Not available" status.

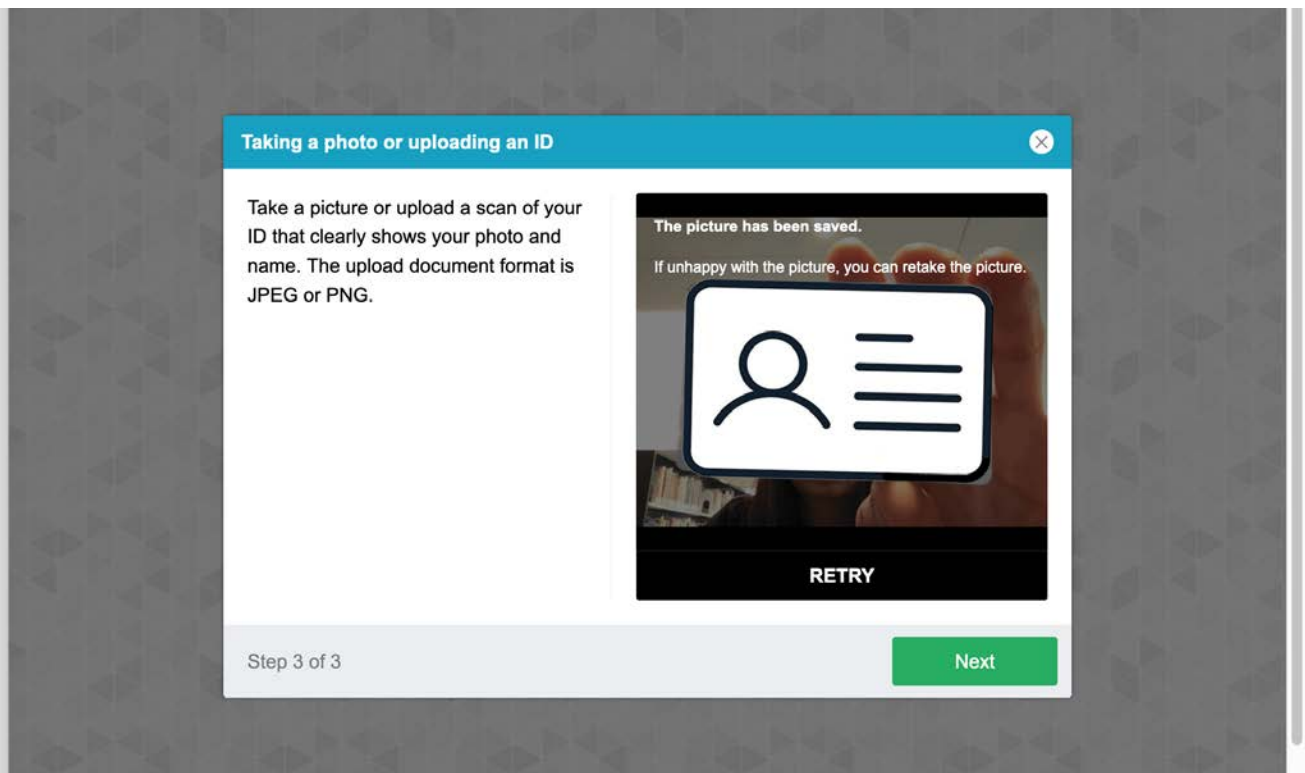
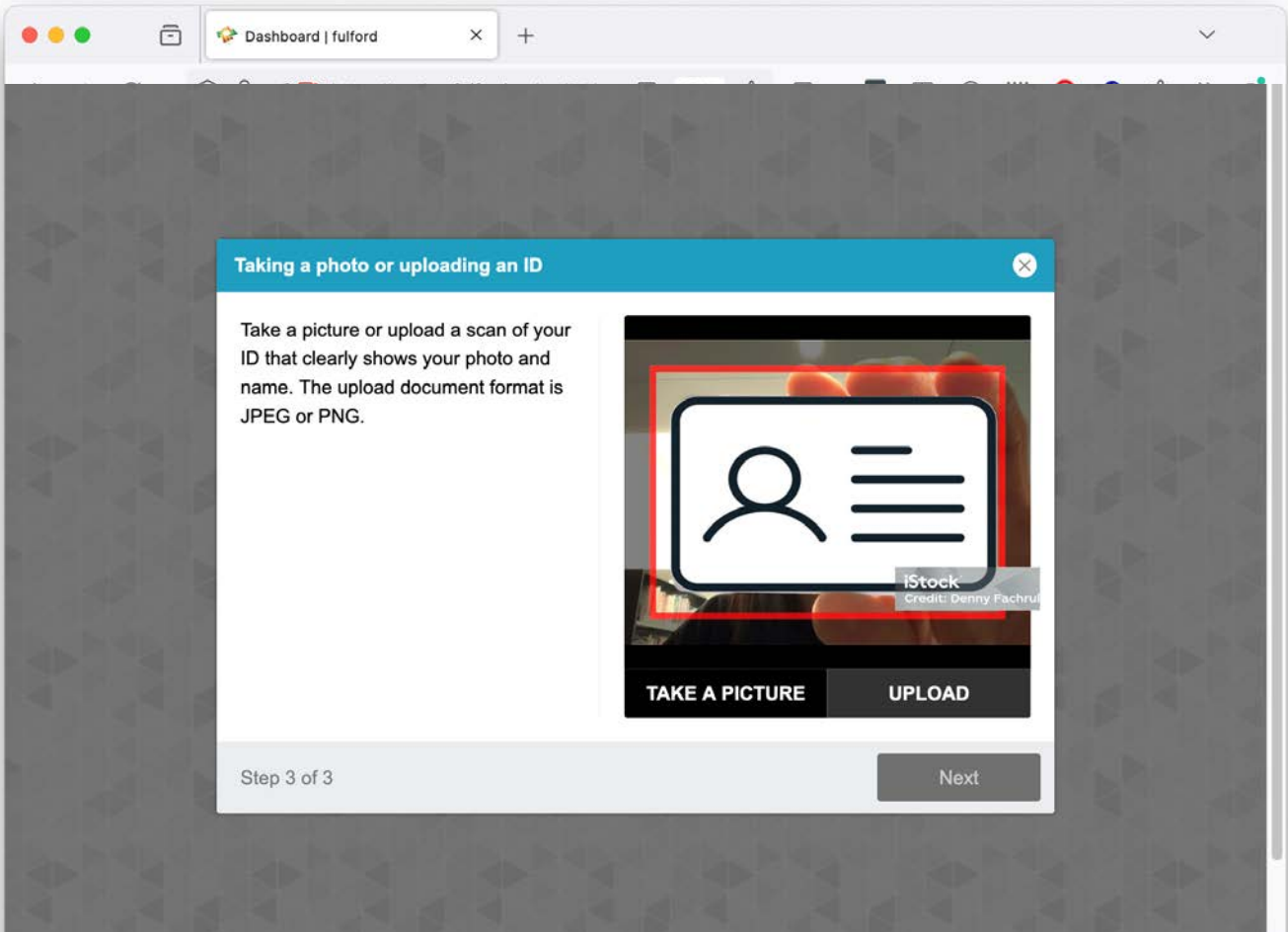


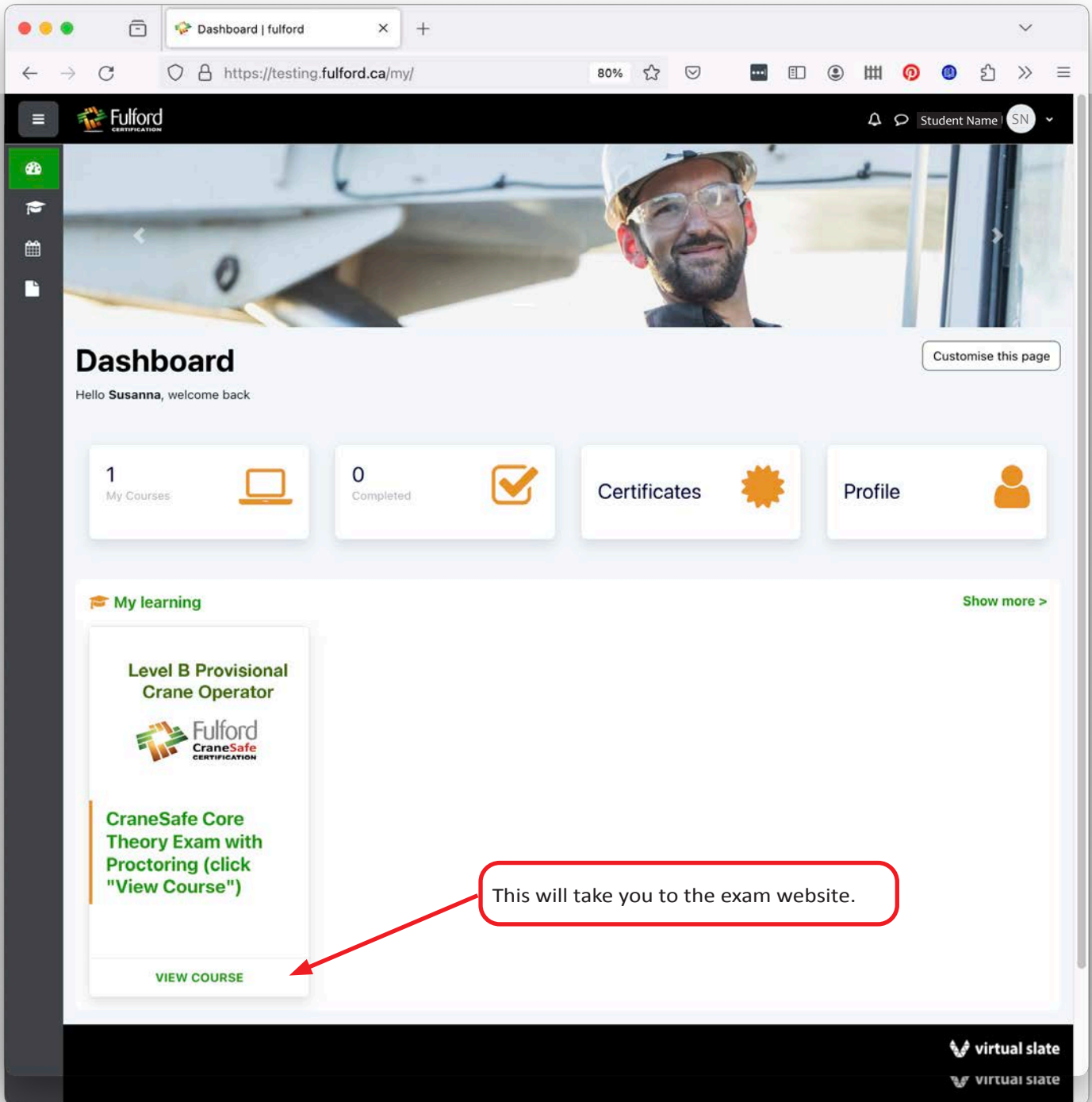


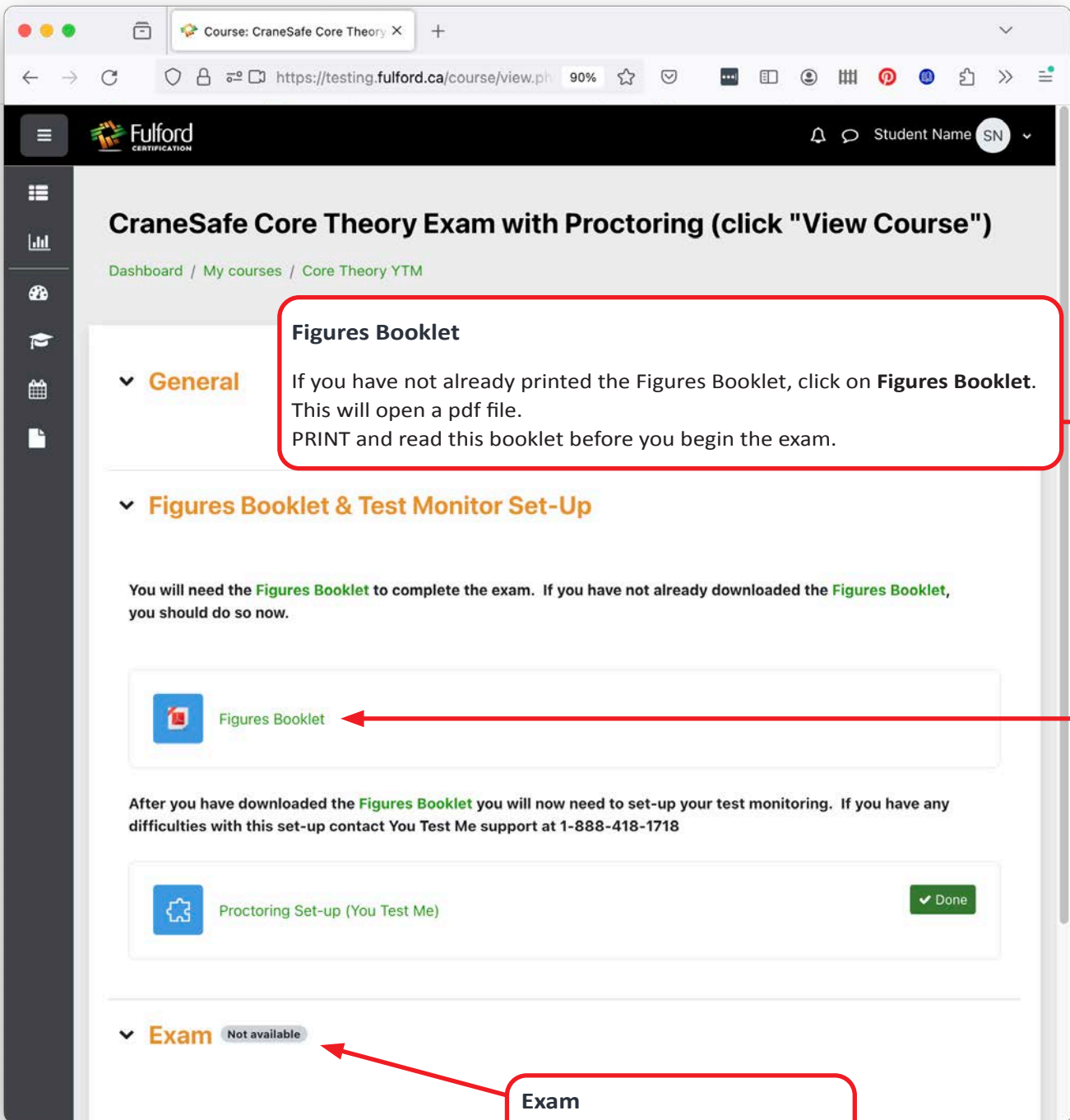








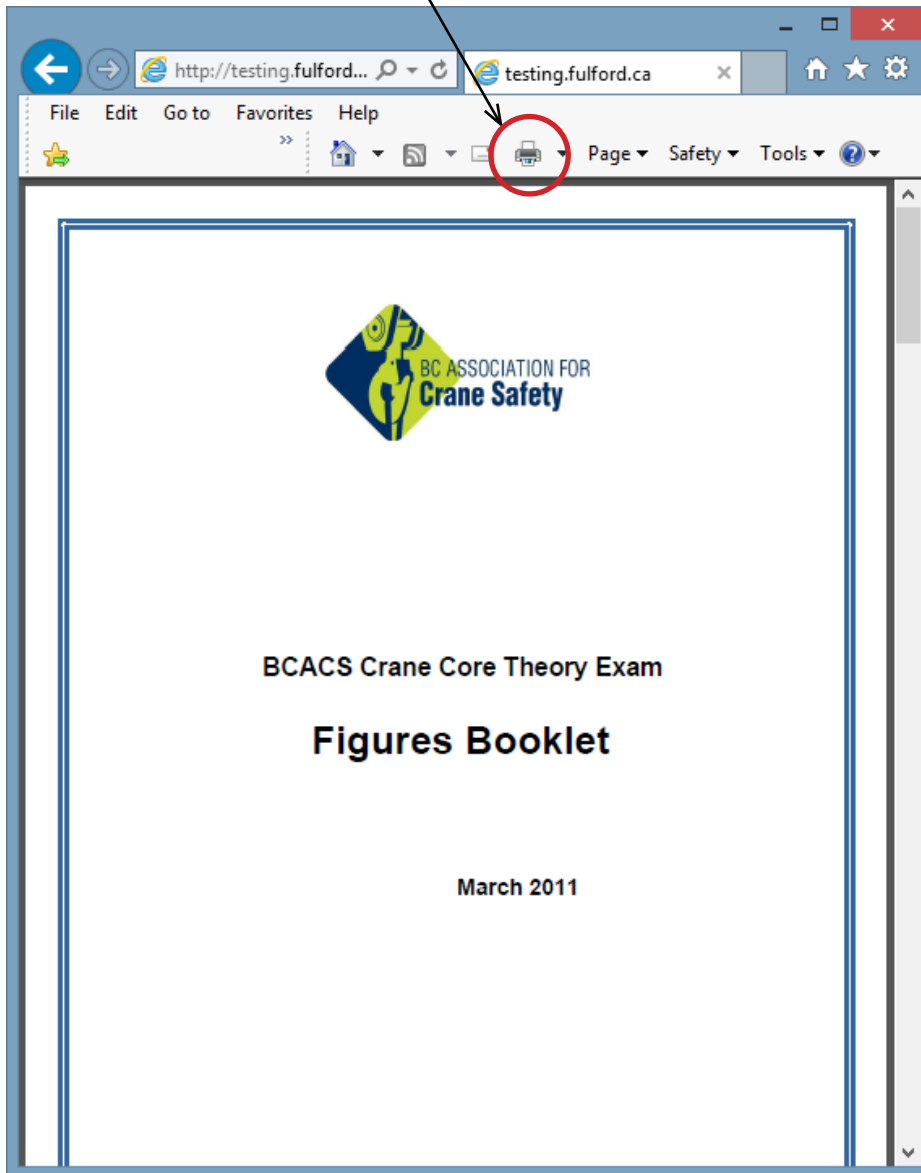




Exam
To begin the exam, click on **BCACS Crane Core Theory Exam**.

The Figures Booklet is a pdf file.
To print click on the printer icon.

If you are unable to read pdf documents,
you can download a free version of Adobe
Reader at www.adobe.com.



Read this page carefully
for information on the
-> Test Time Limit
-> Figures Booklet
-> your Test Results
-> other important Test Notes.

CraneSafe Core Theory Exam with Proctoring (click "View Course")

Dashboard / My courses / Core Theory YTM / BCACS Crane Core Theory Exam

BCACS Crane Core Theory Exam

TIME LIMIT

- You have **60 minutes** to complete this exam once you begin.
- Once the exam begins, do **NOT** click SUBMIT until you are finished answering all the questions. You will not be able to change any answers once you have submitted your exam and it will count as an attempt.

FIGURES BOOKLET

- If you have not already printed the **Figures Booklet**, you need to print it now.
- The booklet is required to answer three sections of the exam.
- Click here to open the **Figures Booklet** for printing → [Exam Figures Booklet](#)

RESULTS

- The exam is made up of 23 questions. A mark of 17 or higher is required to successfully complete the exam.
- If you receive a mark of 16 or less, you will need to re-attempt the exam. To re-attempt the exam you will need to submit a Re-Application Form available at www.fulford.ca/cs_aforms.html.
- You do **not** need to notify Fulford CraneSafe of your results.

NOTES

- You will not be able to use the copy and paste functions on your computer while you are doing the exam.
- Make sure you have read the Instruction Manual before you begin the exam.
- Click here to open the → [Instruction Manual](#) for printing.

Attempt quiz

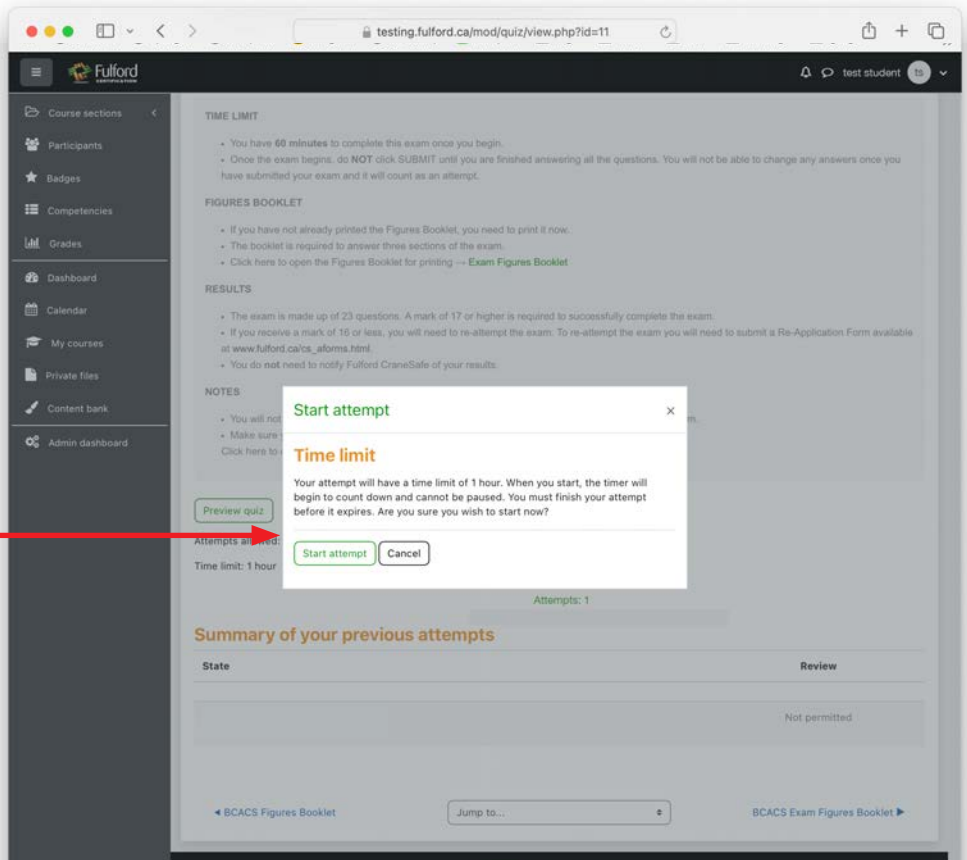
Attempts allowed: 1
Time limit: 1 hour

You have a final opportunity to print the **Figures Booklet**.

You have a final opportunity to print the **Instruction Booklet**.

When you are ready to begin the quiz, click **Attempt quiz now**.

Make sure you are ready to start your quiz now. If you are not ready, click Cancel.

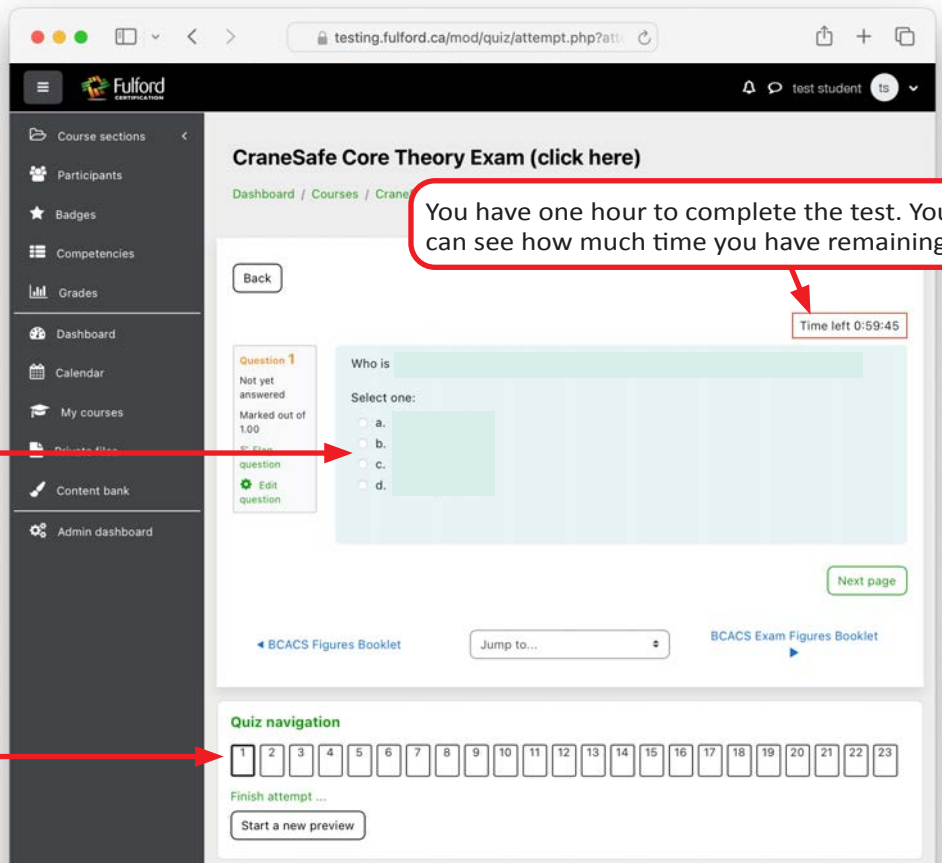


EXAM

The exam is made up of 23 multiple choice questions. Each question has 4 possible answers. Choose the answer that you think is best.

Once you have answered each question, click on Next page.

You have one hour to complete the test. You can see how much time you have remaining.



Quiz Navigation

You can skip questions and return to them later and you can also change answers.

testing.fulford.ca/mod/quiz/summary.php?atte

Fulford CERTIFICATION

admin admin Student

Competencies

Dashboard

Calendar

Private files

Admin dashboard

CraneSafe Core Theory Exam (click here)

Dashboard / Courses / CraneSafe Core / Exam / BCACS Crane Core Theory Exam / Summary of attempt

Back

BCACS Crane Core Theory Exam

Summary of attempt

Question	Status
1	Answer saved
2	Answer saved
3	Answer saved
4	Answer saved
5	Answer saved
6	Answer saved
7	Answer saved
8	Answer saved
9	Answer saved
10	Answer saved
11	Answer saved
12	Answer saved
13	Answer saved
14	Answer saved
15	Answer saved
16	Answer saved
17	Answer saved
18	Answer saved
19	Answer saved
20	Answer saved
21	Answer saved
22	Answer saved
23	Answer saved

Return to attempt

This attempt must be submitted by Monday, 8 May 2023, 2:12 PM.

Submit all and finish

BCACS Figures Booklet

Jump to...

BCACS Exam Figures Booklet

Quiz navigation

1 2 3 4 5 6 7 8 9 10 11 12 13 14 15 16 17 18 19 20 21 22 23

FINISHING THE EXAM

Once you have completed the exam, you will see your Summary of attempt. This page will show you any questions that you have not answered and the time you have left.

If you want to go over any answers, click **Return to attempt**.

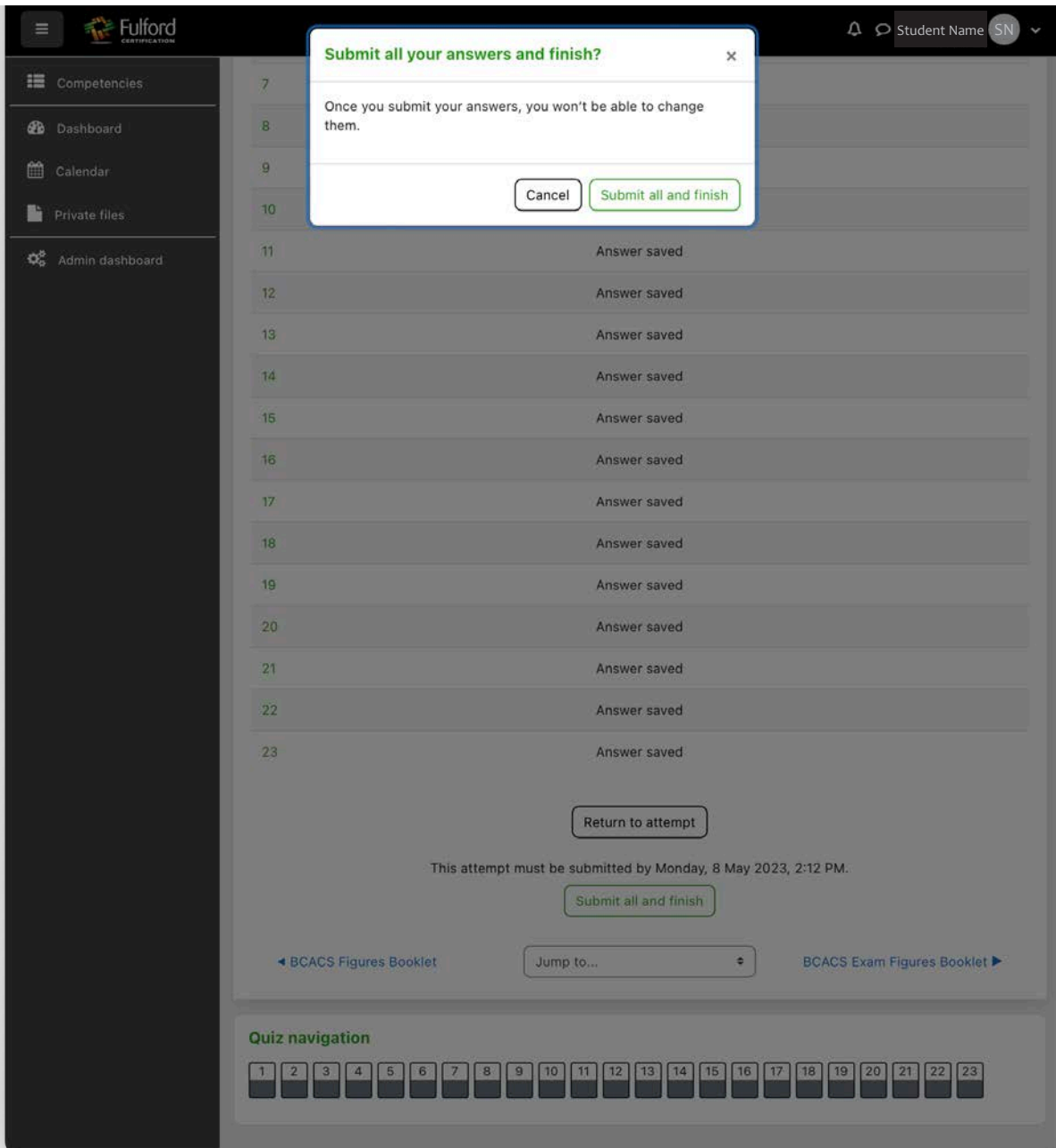
If you are ready to finish the quiz, click **Submit all and finish**.

FINISHING THE EXAM

You have one more chance to go back and review the questions and/or revise your answers.

DO NOT CLICK on **Submit all and Finish** before you are finished.

If you want to return to the questions, click on CANCEL.



RESULTS

Once you have submitted your quiz, the summary of your results will then be displayed. You do not need to do anything further at this point. Your results will be received by the Fulford office.

- If you achieve 17 or more correct answers you do not need to re-attempt the exam and you will receive your certificate in approximately 4 weeks.
- If you achieve 16 or less you will need to re-attempt the exam. If it is your first or second attempt you will need to submit a Re-Application Form available online. Once your Re-Application Form has been received, you will be able to re-attempt the online test a minimum of 72 hours (3 days) after your previous attempt.
- If this is your 3rd attempt and you achieved 16 or less, you will need to restart the certification process by resubmitting a new Application Form.

Summary of your previous attempts

State	Grade / 23.00	Review
Finished Submitted Tuesday, 9 February 2021, 7:27 PM	17.00	

Your final grade for this quiz is 17.00/23.00.

No more attempts are allowed